# RRB

**Rozdzielacz**
**Selector valve**
**Wegeventil**

*RRB2110/300/R5PxR5xR5N/16MD1*

RRB 21 10 / X 00 / ☐ x ☐ x ☐ / XX M D1

Ciśnienie nominalne
Nominal pressure
Nominal Druck

Ilość sekcji
Number of sections
Anzahl Elemente

Sekcja robocza
Working section
Arbeitsabschnitt

*Płyta pośrednia S
*Intermediate plate S
*Zwischenplatte S

Układ dźwigni
Lever type
Hebel Typ

Typ gniazd
Port type
Port

Nastawa zaworu
Relief valve setting
Druckbegrenzungsventile
**0÷21 MPa, K - brak / no valve / ohne**

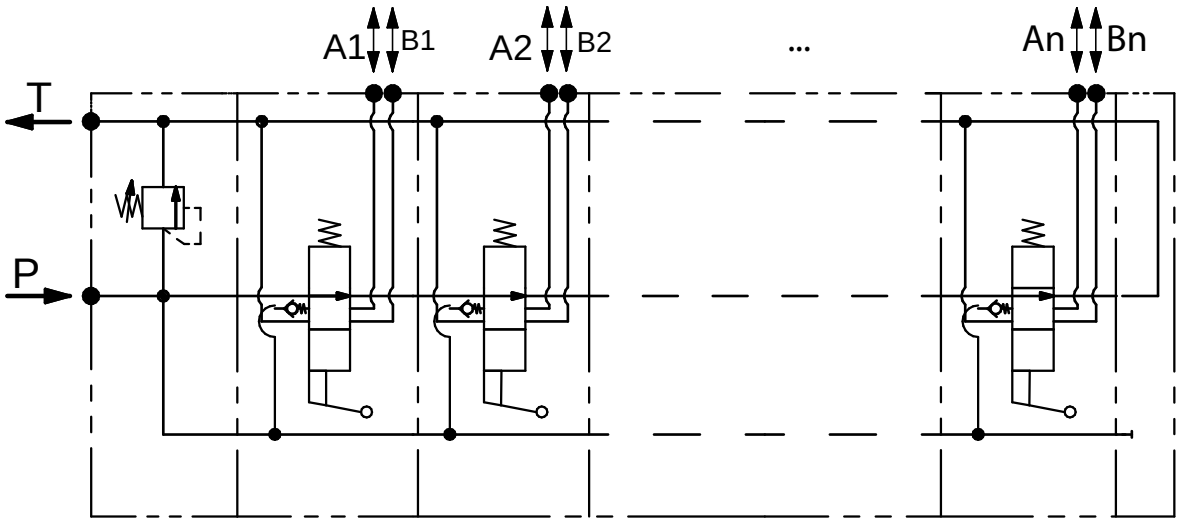

**Rozdzielacz**
**Selector valve**
**Wegeventil**

# RRB

| R | 5 | P |
|---|---|---|

Sterowanie
Control
Steuern

Sterowanie suwaka
spool control
Spoolsteuerung

Wyposażenie / tooling / Ausrüstung
* - brak / without / ohne
A+B:
P - zawór przelewowy / relief valve / Druckbegranzenzungs-ventile
Z - zawór antykawitacyjny / anti-shock valve / Schlauchsicherheitsventil
N - zawór do siłownika nurnikowego / plunger cylinder valve / Plungerzylinder ventile

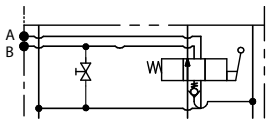


N

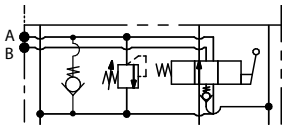


PZ

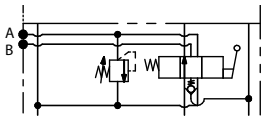


P

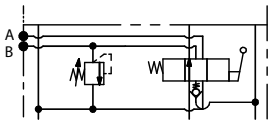


XP

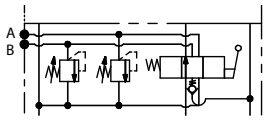


PP

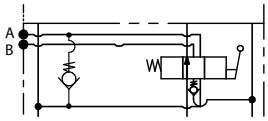


Z

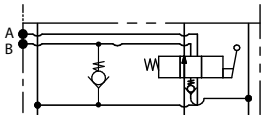


XZ

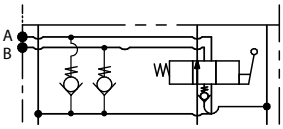


ZZ

**Zasada działania:**

Rozdzielacze typu RRB mogą być sterowane ręcznie (również z zatrzaskiem do utrzymywania suwaka w odpowiednim położeniu), hydraulicznie i elektrohydraulicznie.

Maksymalna ilość sekcji w bloku n = 5.
P - zasilanie od pompy (połączenie równoległe na wszystkie zespoły w bloku),
T - kanał zlewowy do zbiornika.

**Design and operation:**

The RRB valves are actuated manually (with detent as option), hydraulically and electro-hydraulically.

Maximum number of secions in valve is n=5.
P - pump port (pararell conection)
T - tank port

**Aufbau und Funktion:**

Die RRB – Wegeventile können manuell (auch mit Raste, um den Schieber in entsprechender Lage zu halten), hydraulisch und elektrohydraulisch gesteuert werden.

Maximale Menge der Sektionen im Ventil n=5.
P – Pumpenversorgung (alle Sektionen werden parallel versorgt)
T – Tank

# RRB

**Rozdzielacz**
**Selector valve**
**Wegeventil**

| **Sterowanie / Control / Steuern** | | |
|---|---|---|
| Ręczne samopowrotne / manual self-restoring / manuell, Handhebel mit Feder | R | |
| Ręczne z zatrzaskiem / Manual with detent / manuell, Handhebel mit Raste | Z | |
| Ręczne z zatrzaskiem i sprężyną / Manual with detent and spring / Handbetätigung in Raste mit Feder (in ausgewählten Positionen) | Z "n" | „n"=a<br>„n"=b<br>„n"=c<br>„n"=d<br>„n"=e<br>„n"=f |
| Ręczne na linki / Manual with cable / Fernbetätigung durch Baudenzug | L | |
| Ręczne na linki (zatrzask we wszystkich pozycjach) / Manual with cable and detent (in all positions) / Fernbetätigung durch Baudenzug mit Raste (in allen Positionen) | LZ | |
| Ręczne na linki / Manual with cable and detent / Fernbetätigung durch Baudenzug mit Raste | LZ "n" | „n"=a<br>„n"=b<br>„n"=c<br>„n"=d<br>„n"=e<br>„n"=f |

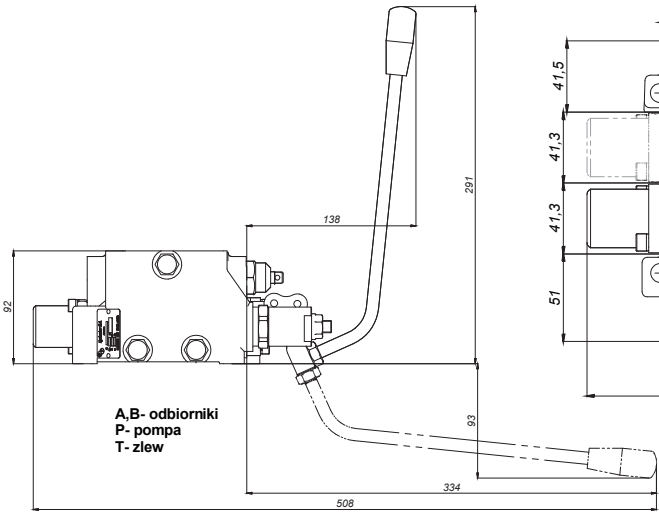


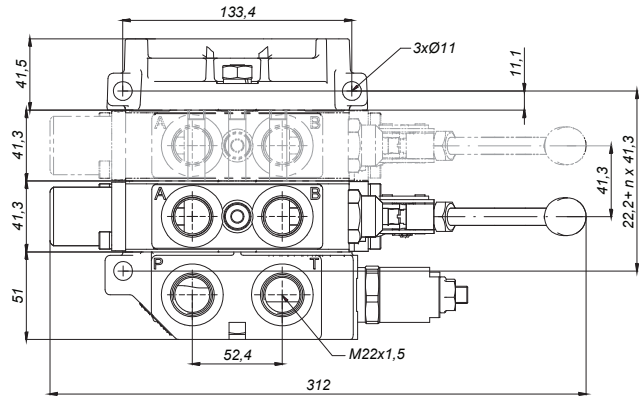

**Rozdzielacz**
**Selector valve**
**Wegeventil**

# RRB

| Sterowanie suwaka / spool control / Spoolsteuerung | | | | | | Symbol |
|---|---|---|---|---|---|---|
| **R** | **Z** | **Z "n"** | **L** | **LZ** | **LZ "n"** | |
| R1 | Z1 | Zn1 | L1 | LZ1 | LZn1 | |
| R2 | Z2 | Zn2 | L2 | LZ2 | LZn2 | |
| R3 | Z3 | Zn3 | L3 | LZ3 | LZn3 | |
| R4 | Z4 | Zn4 | L4 | LZ4 | LZn4 | 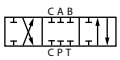 |
| R5 | Z5 | Zn5 | L5 | LZ5 | LZn5 | 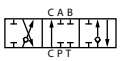 |
| R6 | Z6 | Zn6 | L6 | LZ6 | LZn6 | |
| R7 | Z7 | Zn7 | L7 | LZ7 | LZn7 | |
| R8 | Z8 | Zn8 | L8 | LZ8 | LZn8 | 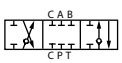 |
| R9 | Z9 | Zn9 | L9 | LZ9 | LZn9 | 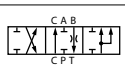 |
| R10 | Z10 | Zn10 | L10 | LZ10 | LZn10 | 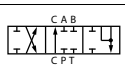 |
| R11 | Z11 | Zn11 | L11 | LZ11 | LZn11 | 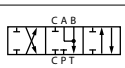 |
| | Z12 | Zn12 | | LZ12 | LZn12 | 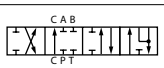 |
| | Z13 | Zn13 | | LZ13 | LZn13 | 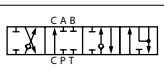 |
| R14 | Z14 | Zn14 | L14 | LZ14 | | |
| R15 | | | L15 | | | 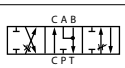 |
| R16 | Z16 | Zn16 | L16 | LZ16 | LZn16 | 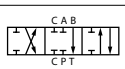 |
| R17 | Z17 | Zn17 | L17 | LZ17 | LZn17 | 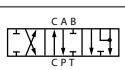 |
| | Z18 | Zn18 | | LZ18 | LZn18 | 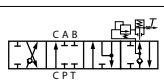 |
| | Z19 | Zn19 | | LZ19 | LZn19 | 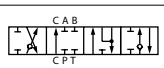 |